

St Hugh's Decoration Update


Pictures from Week 2



The skirting board goes back with a small gap to let the walls breathe



Painting the soot tarnished suspended ceiling rails



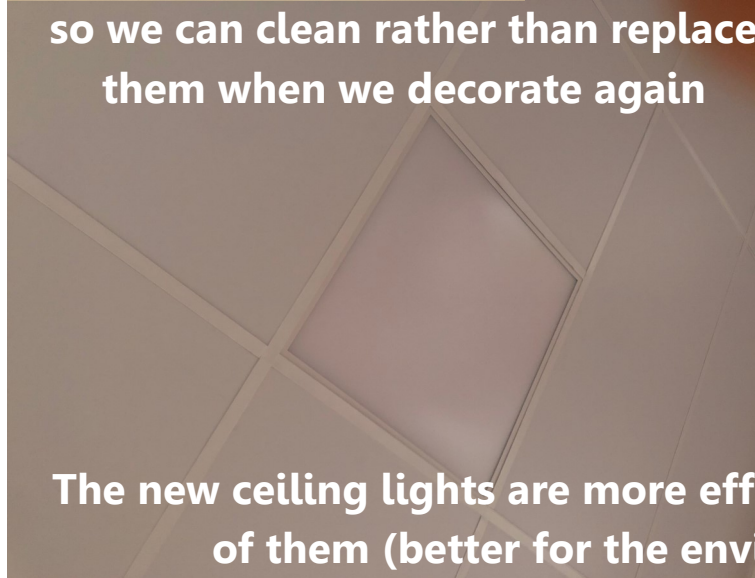
Making safe the unused electric points




Repairing the walls



Scoring in cables to tidy up the walls



The new ceiling tiles are wipeable so we can clean rather than replace them when we decorate again



The new ceiling lights are more efficient & brighter so we need fewer of them (better for the environment & saving money)